



The cataract laser  
technology of  
tomorrow is here  
for you today.



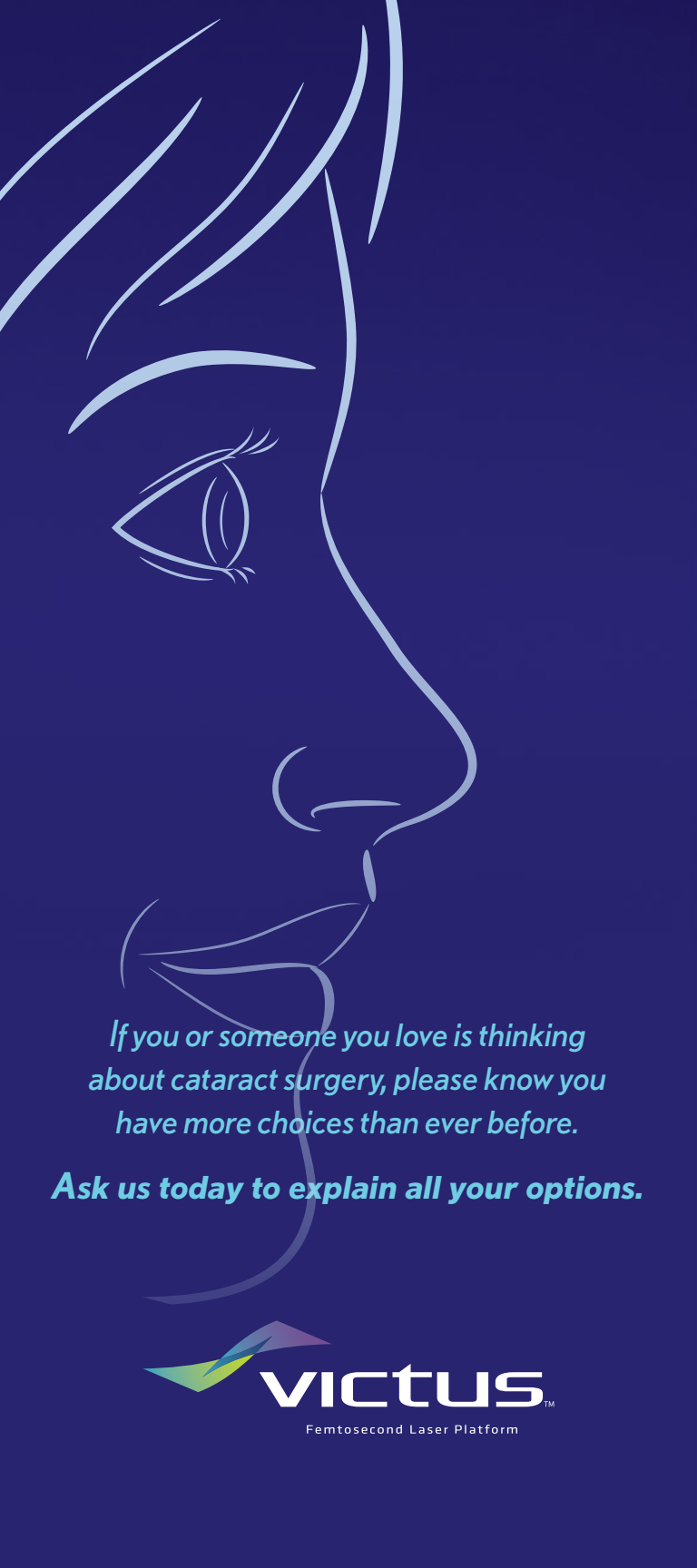
**victus**<sup>TM</sup>

Femtosecond Laser Platform

See inside to learn about all your exciting new options

**TECHNO****LAS**<sup>TM</sup>  
P E R F E C T   V I S I O N

**BAUSCH+LOMB**  
See better. Live better.



*If you or someone you love is thinking  
about cataract surgery, please know you  
have more choices than ever before.*

***Ask us today to explain all your options.***



# Thanks to new advancements, this is a great time to have cataract surgery

## **Laser precision. And great vision.<sup>1</sup> Designed with your comfort in mind.**

The science of cataract surgery is getting better all the time. Innovative technology designed to make the procedure more accurate and comfortable is now available.<sup>1</sup> You may qualify for a new surgical method designed to provide you with the full potential of precision laser technology. Plus, new, more advanced options for lenses give you more choices than ever before.




# Two excellent options for cataract surgery

## The choice is yours

**In traditional cataract surgery,** your doctor uses a blade and then sound waves, suction, and irrigation to break up and remove the cloudy lens and prepare the eye for the new clear lens.





**In laser cataract surgery,** doctors use a precision laser beam to facilitate removal of the cloudy lens. New laser technology enables precision performance while minimizing the use of sound waves. Your doctor's skills are complemented by the computer-guided accuracy and consistency of the laser.

This practice is proud to offer the advanced VICTUS™ laser.

***We're glad to answer  
all your questions about  
your surgical options.***

***Just ask us today.***

# More options for lenses than ever before

**To help you select the right lens for you,  
here are some points to consider.**

**A STANDARD intraocular lens** (also called a “standard IOL”) may give you excellent distance vision after cataract surgery, but you may still need glasses for some activities.

***Ask yourself:*** Would I be comfortable if I can see well in the distance but need glasses to see at arm’s length or closer?





**An ADVANCED IOL** can offer you a more natural range of vision. That means you can see better in many different types of situations, including exceptional vision clarity at the intermediate range that is so important for today's active lifestyles.

There is an extra cost for this type of lens. But if you're like many advanced IOL patients, after surgery you may find that you seldom need glasses.

***Ask yourself:*** Would I like to be able to see better across a more natural range of vision?

***Our goal is to find the best lens for you.  
Let's discuss your options today.***

# Frequently asked questions about cataracts


A photograph of a blue and white boat on a deep blue ocean under a clear sky. The boat's propeller and part of its hull are visible on the right side of the frame.

## **What is a cataract?**

A cataract is a clouding of the lens of the eye. This blocks light from reaching the back of your eye, making it difficult to see clearly.





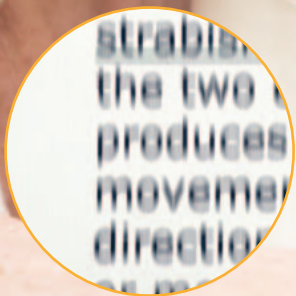


## Who gets cataracts?

Cataracts are a natural part of aging, but you don't need to be a senior to get a cataract. Many people in their 40s and 50s have early cataracts that don't affect their eyesight yet. Regardless of your age, the time to talk to your doctor is when cataracts start to interfere with your vision.



Cloudy, blurry vision



Double vision

# How can I tell if I have a cataract?

Cataracts are painless and may occur in either or both eyes. If you have a cataract, you may notice some of these symptoms:

- Disturbance of vision
- The need for brighter light when reading
- The need for frequent changes to your eyeglass prescription



"Ghost" images



Poor night vision



Faded colors



Glare and halos around lights at night

# Frequently asked questions

## **How safe is cataract surgery?**

Cataract surgery is one of the most common operations in the world. It is often outpatient surgery, and you remain awake.

## **What happens if I need both eyes done?**

If you need cataract surgery in both eyes, your doctor will talk to you about the best time to schedule surgery for each eye.

## **When will I need cataract surgery?**

Deciding when to have cataract surgery depends upon how well you can see during routine activities. You may be able to drive, watch TV, and work at a computer for quite a few years after you are first diagnosed with cataracts.

Some cataracts are mild and don't affect your vision. But when cataracts start to cause vision problems—such as when you are driving—it's time to discuss your options with your doctor.

## **What happens on the day of my cataract surgery?**

Cataract surgery is usually an outpatient procedure. On the day of surgery, we will give you some medicine to help you relax, plus

# ns about cataracts

special numbing eyedrops to ensure that your surgery is as comfortable as possible. The surgery itself takes only a short time. After your surgery, your doctor will place a protective shield over your eye. You'll be ready to go home after a short stay in the recovery room.


**Be sure to have someone with you who can drive you home.**

## **What can I expect after my cataract surgery?**

You may be given eyedrops to use every day for the next few weeks. Also, for about one week following your surgery, you may need to wear a protective eye shield while taking a nap or sleeping. And you should wear sunglasses during your recovery to help protect your eye in bright light.

## **How soon after cataract surgery will I be able to see better?**

You may notice an improvement in your vision almost immediately after surgery, although some people do have blurry vision for a few days.





**We are here to answer all your questions.** And here's a place to write them down.

**Questions for my doctor:**

Which type of cataract surgery is right for me?

---

---

Which type of lens is right for me?

---

---

Notes:

---

---

---

---

---

---

---

---



**The VICTUS platform is cleared in the United States for creation of a corneal flap in patients undergoing LASIK surgery or other treatment requiring initial lamellar resection of the cornea and anterior capsulotomy during cataract surgery.**

**1.** Data on file, Bausch & Lomb Incorporated, 2012.

©2012 Bausch & Lomb Incorporated. VICTUS is a trademark of Bausch & Lomb Incorporated or its affiliates. TECHNOLAS is a trademark of Technolas Perfect Vision GmbH. SU6781 11/12

**TECHNOLAS**<sup>TM</sup>  
P E R F E C T   V I S I O N

**BAUSCH+LOMB**  
See better. Live better.